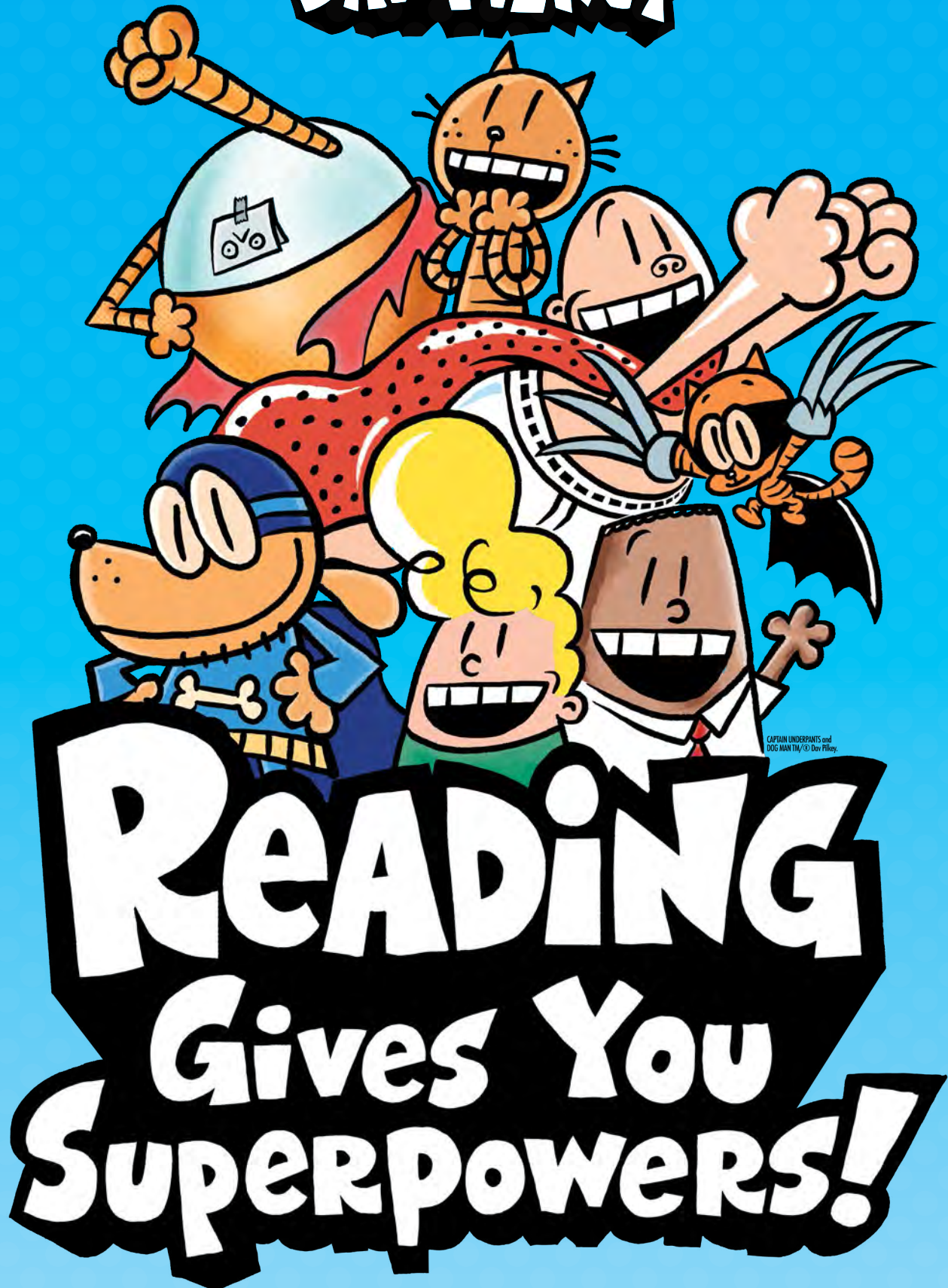


**DAV PILKEY**



CAPTAIN UNDERPANTS and  
DOG MAN TM/© Dav Pilkey





**A WEEK OF CLASSROOM ACTIVITIES**

**SCHOLASTIC**

# DOG MAN STORY STARTER

Write and draw your own Dog Man graphic novel! We've started the story for you by filling in the first panel, but what happens next? Brainstorm ideas, then write and draw your story in the empty panels below.

**ORIGINAL DOG MAN  
GRAPHIC NOVEL BY:**



EXPLORE PLANET PILKEY  
PLANETPILKEY.COM

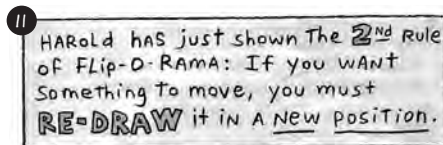
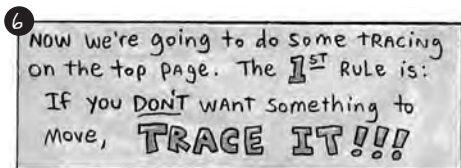




SCHOLASTIC TM/© Scholastic Inc. DOG MAN TM/© Dav Pilkey.

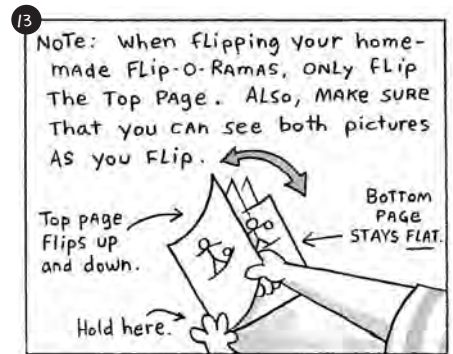


Download all of these activities at  
[Scholastic.com/teachers/ReadPilkey](https://www.scholastic.com/teachers/ReadPilkey)

# CREATE YOUR OWN FLIP-O-RAMA®

Everyone flips over Dav Pilkey's Flip-O-Ramas®. George and Harold, the creators of Captain Underpants and Dog Man, show you how it's done. Using one piece of 8½ x 11 paper, follow these instructions to make your own!



★ Look at HARold's Two DRAWINGS Below... Notice the differences.



# BUILD A SUPA BUDDY!

It's your turn to create a superhero, just like George and Harold do in their comic books! First, write down all of the important details that make your hero super. Then, on the following page, design and decorate a one-of-a-kind cape!



## MY SUPERHERO'S NAME:

## SECRET WEAPONS & ACCESSORIES

What tools does your superhero use to save the day?

Secret Weapons:

Accessories:

## ENEMIES

Who is your supervillain?

## POWERS

What is your superpower?

## JUSTICE CODE

How will your superhero make the world a better place?

## LOOKS

What does your superhero look like? Draw your hero below. Be sure to include costume details!

**BONUS:** Design your own one-of-a-kind cape on the next page!



EXPLORE PLANET PILKEY  
PLANETPILKEY.COM



 SCHOLASTIC


SCHOLASTIC TM/© Scholastic Inc. DOG MAN TM/© Dav Pilkey.



Download all of these activities at  
[Scholastic.com/teachers/ReadPilkey](https://www.scholastic.com/teachers/ReadPilkey)

# BUILD A SUPA BUDDY!

What does your superhero's cape look like? Design and decorate it here!



# FUNNY FILL-INS

In the original version of this scene, Petey shares a childhood story. Here, we left out key words so that you can make it your own! First, without looking at the story, fill in the word blanks, then write the words into the story below. After filling in all the blanks, read the story aloud!



## WORD BLANKS:

- |  |                                     |
|--|-------------------------------------|
| 1 – An age younger than you are now: _____ | 5 – A sport: _____                  |
| 2 – A funny word: _____                    | 6 – A place: _____                  |
| 3 – A plural article of clothing: _____    | 7 – A type of transportation: _____ |
| 4 – A friend's name: _____                 | 8 – A number: _____                 |
|  | 9 – Another place: _____            |

I guess it all started when I was \_\_\_\_\_ . I used to be in the  
1 – An age younger than you are now

\_\_\_\_\_ Scouts! I was known far and wide for my good deeds and my  
2 – A funny word

\_\_\_\_\_ ! But it all ended one day when \_\_\_\_\_ and I went to  
3 – A plural article of clothing 4 – A friend's name

play miniature \_\_\_\_\_. Everything started out great...but then a terrible storm arose. The  
5 – A sport

whole \_\_\_\_\_ began to flood. We hid on a tiny \_\_\_\_\_. But the water  
6 – A place 7 – A type of transportation

rose higher and higher...and soon we were washed away. The storm raged for \_\_\_\_\_  
8 – A number

weeks. Finally, we landed on \_\_\_\_\_ .  
9 – Another place

Compare your story above with the original in *Dog Man: Lord of the Fleas*, page 44.



EXPLORE PLANET PILKEY  
 PLANETPILKEY.COM



**SCHOLASTIC**

SCHOLASTIC TM/© Scholastic Inc. DOG MAN TM/© Dav Pilkey.

Download all of these activities at  
**Scholastic.com/teachers/ReadPilkey**

# BE A READING SUPA BUDDY!

Reading aloud helps students learn to read. They can read to a friend, a family member, or even to their dog, man! Whomever they choose to read to, reading aloud gets them on the right track! Here are two ideas to get them started...



## READING IS BETTER TOGETHER

First, have your students find a reading buddy. Then, have each pair choose a book they would like to read. They can read from the beginning or they can find a chapter or passage that interests them. Have them read aloud for a set amount of time or set number of pages. Make sure the pairs take turns so each reader gets a chance to practice. Ask your students to write down which parts made them laugh, and which character is their favorite. Encourage them to make a list of words they might not know to look up later together.

## READERS' THEATER

Readers' theater promotes reading through performance. First, have students decide on their favorite book by Dav Pilkey to read. Then, choose a chapter or passage that includes three or more characters for larger groups. For example, the Dog Man books are full of great multiple-character scenes to choose from. Encourage your class to read with expression, use different voices, and to have fun! You can also use costumes and props to support the scene.

**OPTIONAL:** Showcase your classroom's creativity. Record a video and upload it to SchoolTube (don't forget to use #dogman #RGYSP).




EXPLORE PLANET PILKEY  
PLANETPILKEY.COM



 **SCHOLASTIC**  
SCHOLASTIC TM/© Scholastic Inc. DOG MAN TM/© Dav Pilkey.

Download all of these activities at  
[Scholastic.com/teachers/ReadPilkey](https://www.scholastic.com/teachers/ReadPilkey)

# READ THESE BOOKS BY DAV PILKEY



Coming  
August 2019



## EARLY READERS



Coming  
September 2019

## PICTURE BOOKS



Coming  
October 2019

EXPLORE PLANET PILKEY  
PLANETPILKEY.COM



689634



**SCHOLASTIC**

SCHOLASTIC TM/© Scholastic Inc. DOG MAN TM/© Dav Pilkey. Item #689634

**Reading**  
Gives You  
Superpowers!